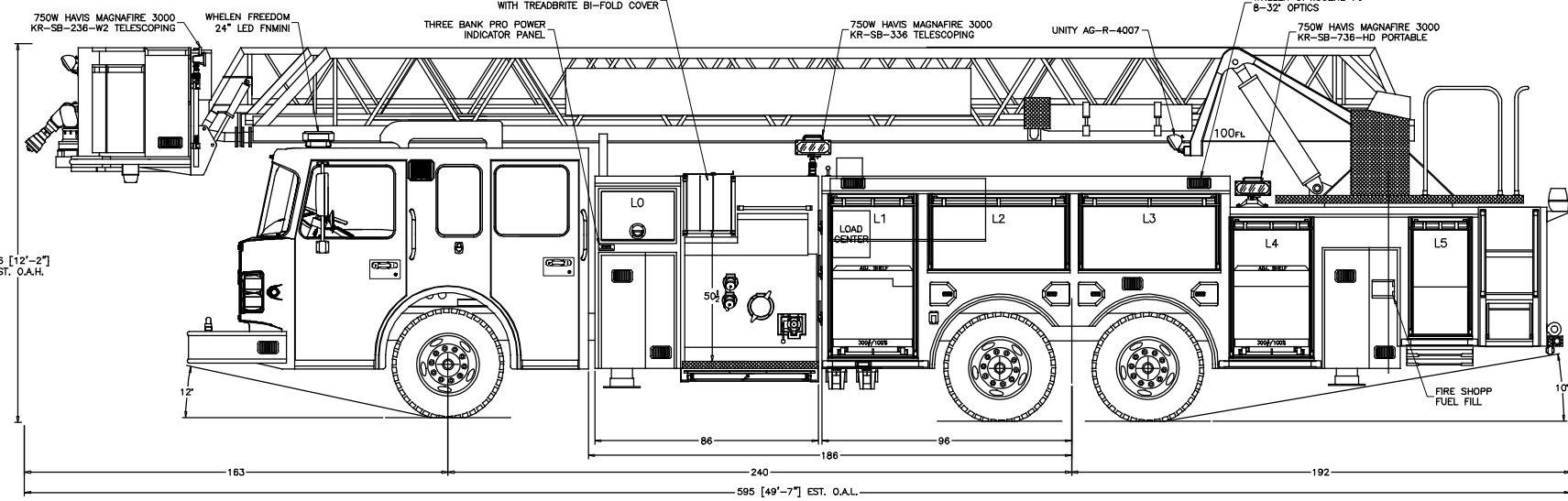
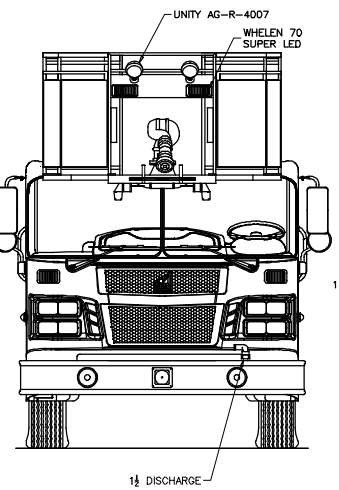
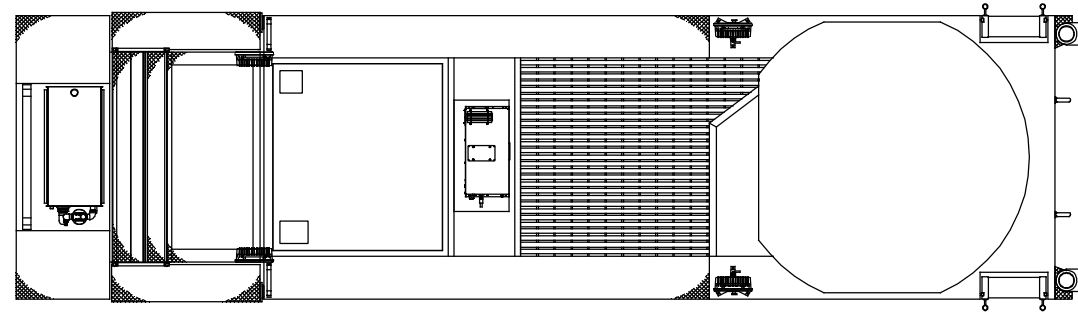


GROUND LADDERS & PIKE POLES

ITEM	LADDER	LENGTH	MODEL	QTY
A	35' 2 SEC		1200A	2
B	28' 2 SEC		1200A	1
C	20' ROOF		875A	2
D	16' ROOF		875A	1
E	10' ATTIC		585A	1
F	4' D-HANDLE		FP4D	2
G	6' PIKE POLE		FP6	2
H	8' PIKE POLE		FP8	2
	12' PIKE POLE		FP12	2

COMPT.	OPENING	UPPER	DEPTH	LOWER
L0	28W x 18H	21		
L1	31W x 57H	14	23	
L2	51W x 24H	14		
L3	51W x 24H	14		
L4	29W x 48H	14	24	
L5	21W x 40H	14	14	
R0	28W x 18H	21		
R1	31W x 57H	14	23	
R2	51W x 24H	14		
R3	51W x 24H	14		
R4	29W x 48H	14	24	
R5	21W x 40H	14	14	
INTERMEDIATE DIVIDE HEIGHT				
L1/R1	27/30		L4/R4	27/24



NOTE:
DIMENSIONS SHOWN ARE APPROXIMATE AND ARE SUBJECT TO CHANGE AS MAY BE FOUND NECESSARY DURING CONSTRUCTION. MINOR DETAILS MAY NOT BE SHOWN.

THE DRAWING IS FOR REFERENCE PURPOSES ONLY. SOME ITEMS MAY OR MAY NOT APPEAR ON THE DRAWING THAT MAY OR MAY NOT INCLUDED IN THE SPECIFICATIONS. SPECIFICATIONS SHALL BE THE FINAL AUTHORITY TO BE DETERMINED WHAT IS SUPPLIED ON THE APPARATUS.

CHASSIS: SIRIUS MFD FLAT ROOF
WATER TANK: 300 GAL
FOAM TANK: 20 GAL
HOSE LOAD: 1000' OF 5"
GENERATOR: ONAN 10kW
COMPARTMENTS: 206 CUBIC FEET
PUMP: WATERIOUS CSU10 2000 GPM
ON SCENE COMPARTMENT LIGHTING
V-MUX MULTIPLEX
ADDITIONAL PENETRATION OUTRIGERS
AUTOMATIC LEVELING SYSTEM

FINAL APPROVAL

Date	Approval Signatures	Revisions
	DEALER	
	FIRE CHIEF	
	SALES AD.	
	PRODUCTION	
	ENGINEERING	



Revisions	SMEAL FIRE APPARATUS SNYDER, NE 68664 DOWNERS GROVE, IL 100' REAR MOUNT PLATFORM		
ML REVISED 10/28/10	Scale: 3/8"=1'	Material:	
KS REVISED 6/22/11	Drawn by: ML	Date: 08/04/10	Drawing No: 3931
	18 x 24	SO	